




# Antimicrobial peptides



bringing innate immunity to the **next level**

# Antimicrobial peptides

Hycult Biotech is a leading world-class manufacturer of research reagents in the field of innate immunity. We are a specialized partner in the development and manufacturing of assays, antibodies, proteins and peptides. With the focus on innate immunity, we pay special attention to products relating to antimicrobial peptides, complement, acute phase proteins, TLR, LPS and microbial toxins.

Antimicrobial peptides and proteins are important means of innate host defense in eukaryotes. They have a broad ability to kill microbes. Beside their role as endogenous antibiotics, antimicrobial peptides are involved in cytokine release, chemotaxis, angiogenesis, wound repair and regulation of the adaptive immune system. We offer a broad range in the field of antimicrobial peptides, from antibodies and proteins to specific, sensitive and robust ELISA kits.

Validated ELISA kit sample types:

<b>BF:</b>	Bronchoalveolar fluid	<b>BM:</b>	Breast milk
<b>CS:</b>	Cell culture supernatant	<b>F:</b>	Feces
<b>P:</b>	Plasma	<b>S:</b>	Serum
<b>SP:</b>	Sputum	<b>TH:</b>	Tissue homogenate
<b>U:</b>	Urine		

ELISA kits			
Product name	Species	Sample types	Cat. #
Calprotectin	Human	F P S U	HK379
Calprotectin, Rapid Fecal	Human	F	HK382
Elafin	Human	CS P S	HK318
HNP1-3	Human	CS P	HK317
Lactoferrin	Human	BM CS F P U	HK329
LBP	Human	CS P S	HK315
LBP	Mouse	CS P S	HK205
LBP	Various	CS P S	HK503
LL-37	Human	CS P	HK321
MPO	Human	CS P SP	HK324
MPO	Mouse	CS P TH	HK210
MPO	Rat	CS P TH	HK105
RNase 7	Human	BF CS P S U	HK371
S100A9/Calprotectin	Mouse	P S	HK214
SLPI	Human	BF CS P S SP U	HK316

## Can't find the sample type you want for an ELISA kit?

Ask the support team to assist you with your research needs on [support@hycultbiotech.com](mailto:support@hycultbiotech.com)!

## How many tests would you like?

Almost all our ELISA kits are available in both a 1-plate and a 2-plate format!

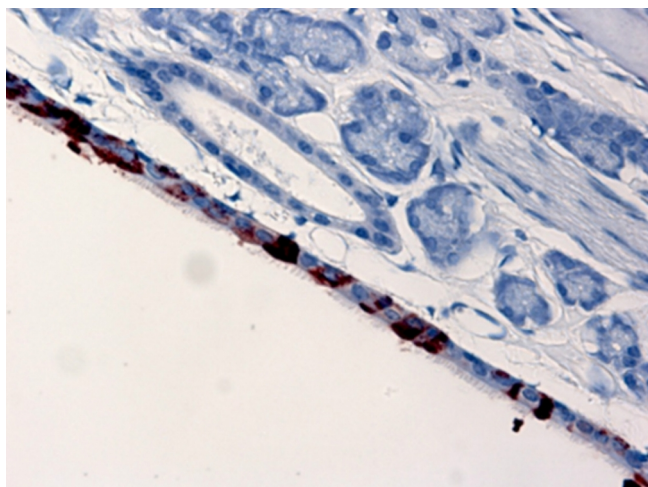
Validated antibody applications:

<b>F:</b>	Frozen sections	<b>FC:</b>	Flow cytometry
<b>FS:</b>	Functional studies	<b>IA:</b>	Immunoassay
<b>IF:</b>	Immunofluorescence	<b>IP:</b>	Immunoprecipitation
<b>P:</b>	Paraffin sections	<b>W:</b>	Western blot

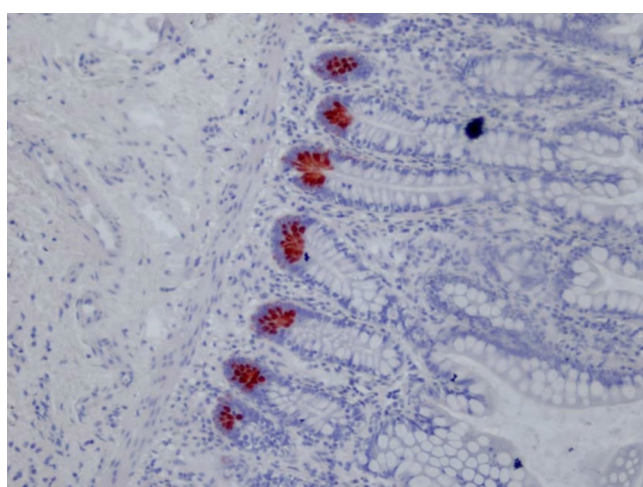
## Need a custom formulation?

Ask us and we will advise you on the possibilities!

Antibodies				
Product name	Clone	Species	Applications	Cat. #
Azurocidin	z6718	Human	F IF W	HM2312
Azurocidin	z6721	Human	IA W	HM2310
Azurocidin	z6733	Human	IA W	HM2311
Calprotectin	27E10	Human	F FC IA IF IP P W	HM2156
Defensin 5	8C8	Human	F IA W	HM2228
Dermcidin	G-81	Human	IA P W	HM2040
Elafin	pAb	Human	IA P W	HP9025
Elafin	TRAB2F	Human	IA P W	HM2063
Elafin	TRAB2O	Human	IA P W	HM2062
HNP1-3	D21	Human	F FC FS IA IF IP P W	HM2058
Lactoferricin	5F12.1.2	Bovine	IA W	HM4012
Lactoferrin	a-bC-lobe	Bovine	IA W P	HM4013
Lactoferrin	265-1K1	Human	F IA W	HM2173
Lactoferrin	1E4	Mouse	IA	HM1133
Lactoferrin	1A10	Mouse	FC IA	HM1132
LBP	1C7	Human	FS IA IP	HM2044
LBP	6G3	Human	FS IA IP	HM2043
LBP	pAb	Human	IA IP W	HP9023
LBP	M330-19	Mouse	FS IA W	HM1026
LBP	RR433-8	Mouse	FS IA W	HM1027
LL-37/CAP-18	1-1C12	Human	IA IF P W	HM2071
LL-37/CAP-18	3D11	Human	FS IF P W	HM2070
LPLUNC1	pAb	Mouse	IF P W	HP8044



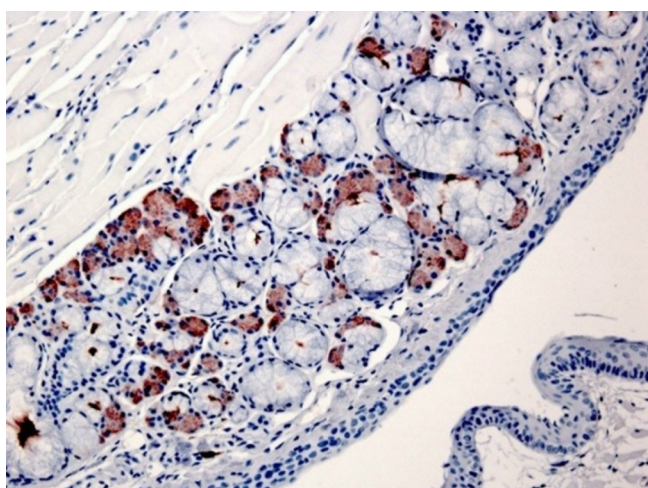
SPLUNC1 in mouse nasal epithelium. Staining of paraffin section with polyclonal antibody (Cat. # HP8043)



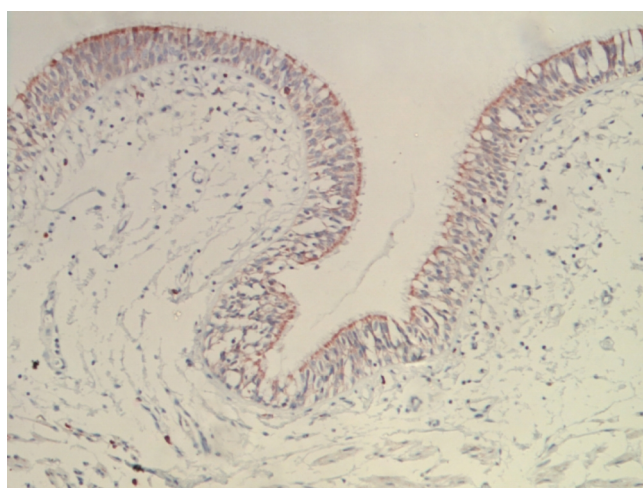
Defensin 5 in human ileum tissue. Staining of paraffin section with clone 8C8 (Cat. # HM2228)



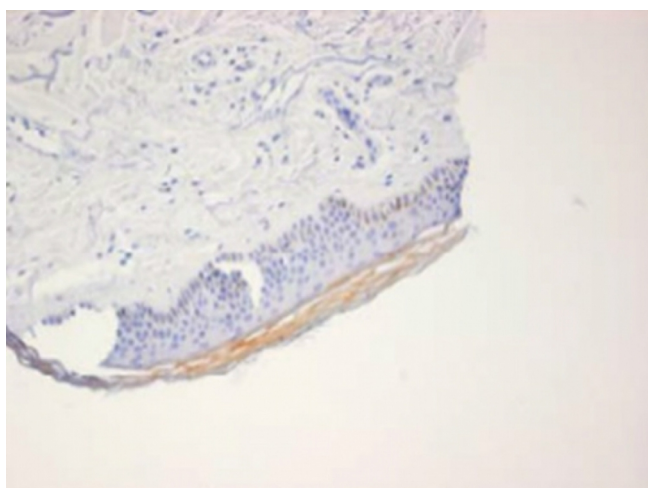
Antibodies				
Product name	Clone	Species	Applications	Cat. #
MPO	266-6K1	Human	IA W	HM2164
MPO	B7	Human	F FC IA W	HM2288
MPO	pAb	Human	F IA P	HP9048
MPO	8F4	Mouse	F FC IA IF W	HM1051
MPO	B7	Mouse	F FC IA W	HM1135
MPO	2D4	Rat	FC IA	HM3030
MPO	B7	Rat	F FC IA W	HM3039
MRP-14	1H9	Human	FC IA W	HM2176
MRP-8	7C12/4	Human	FC IA W	HM2175
Neutrophil defensin 5	R3	Rabbit	F FC IA P W	HM4008
RNase 7	3C2	Human	IA P W	HM2316
RNase 7	4F9	Human	F IA P W	HM2317
S100A9	MU14-2A5	Mouse	F FS IA IF P W	HM1102
SLPI	31	Human	F IA IP P W	HM2037
SLPI	pAb	Human	IA IP W	HP9024
SPLUNC1	5F5B12	Human	F IA IF W	HM2314
SPLUNC1	5F5G1	Human	F IA IF W	HM2315
SPLUNC1	pAb	Mouse	P W	HP8043



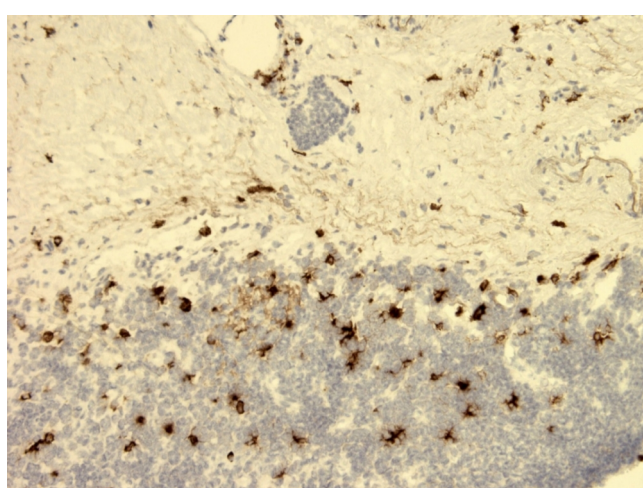
LPLUNC1 in mouse soft palate tissue. Staining of paraffin section with polyclonal antibody (Cat. # HP8044)



LL-37 in human kidney. Staining of paraffin section with clone 3D11 (Cat. # HM2070)



RNase 7 in human skin tissue. Staining of paraffin section with clone 4F9 (Cat. # HM2317)



SLPI in human tonsil. Staining of frozen section with clone 31 (Cat. #HM2037)

Proteins and peptides			
Product name	Species	Quantity	Cat. #
Calprotectin, Recombinant	Human	50 µg	HC2120
Cathepsin G, Peptide	Human	50 µg	HC2138
CRAMP, Peptide	Mouse	50 µg	HC1106
Elafin, Recombinant	Human	50 µg	HC4011
HNP1-3, Natural	Human	100 µg	HC4014
LBP, Natural	Human	10 µg	HC4010
LBP, Peptide	Human	100 µg	HC4030
LL-37, Peptide	Human	50 µg	HC4013
Polymyxin B	Human	10E5 units	HC4020

### Want a conjugated antibody?

Visit our website to see all available formats or contact us!

### Product in bulk quantity?

Contact us for a customized quotation!

### Want to try different antibodies?

Use the sampler pack (Cat. # HM8999) to find the best antibody for your specific setup!



## What we stand for

- Original manufacturer
- > 20 years experience
- Support within one working day
- Innate immunity focus
- Reliable and robust
- Scientific drive

Hycult Biotech, bringing innate immunity to the **next level**



[www.hycultbiotech.com](http://www.hycultbiotech.com)

Hycult Biotech  
is distributed by:

In Italy:



Vinci-Biochem Srl  
Via Ponte di Bagnolo, 10 - Vinci (Fi)  
Tel. 0571 568 147 - [vb@vincibiochem.it](mailto:vb@vincibiochem.it)  
[www.vincibiochem.it](http://www.vincibiochem.it)

Even though the information provided is verified and believed to be accurate, there is always a chance that it is imprecise or may be outdated. Please make sure to visit our website for the most recent product information or contact us in case you have any questions or comments.

Hycult Biotech  
Frontstraat 2a  
5405 PB Uden  
The Netherlands  
T +31 (0)413 251335  
F +31 (0)413 248353  
E [info@hycultbiotech.com](mailto:info@hycultbiotech.com)

Hycult Biotech Inc.  
600 West Germantown Pike  
Suite 110, Plymouth Meeting  
PA 19462, USA  
T +1 855 2492858  
F +1 484 3683558  
E [orders-us@hycultbiotech.com](mailto:orders-us@hycultbiotech.com)