

Coronavirus Screening Tools

The COVID-19 pandemic is a global health crisis caused by severe acute respiratory syndrome coronavirus 2 (SARS-CoV-2). To help the discovery efforts in the race to find drugs to treat COVID-19, Cayman has created the SARS-CoV-2 Screening Library containing a unique set of FDA-approved and diverse drug-like compounds. The full data package for this screening library is also available.



Cayman's unique set of compounds

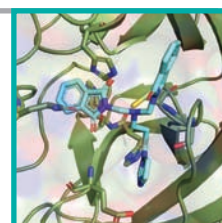
FDA-approved drugs

Diverse commercial compounds

Virtual screening against
SARS-CoV-2 targets

Hit selection criteria:

- Docking scores
- Intermolecular hydrogen bonds within the amino acid residues of the binding pockets



Library Data Package

Parameter	HTS02812	JFD03677
GlideScore/Glide Emodel	-9.38/-85.955	-9.60/-98.831
MW	369.463	452.509
Number of H Donors	3	4
Number of H Acceptors	7.4	6
PSA	82.08	97.04
ClogS	-2.18	-5.376
ClogPo/w	2.57	4.867
ClogBB	-0.56	-1.69
ClogHERG	-6.29	-7.64

Docking score units are in kcal/mol.

Library Preparation



- Can be customized to your selected compounds/targets
- Supplied in a 96-well Matrix™ format

Hit-to-Lead and
Lead Optimization Services

- *In vitro*/*In vivo* Screening
- SBDD/MedChem

SARS-CoV-2 Screening Library

Item No. 9003509

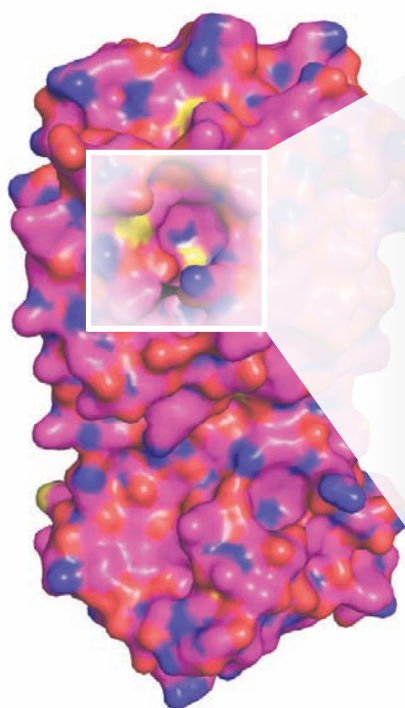
The SARS-CoV-2 Screening Library is a custom, made-to-order library that features a diverse set of FDA-approved and drug-like compounds identified from *in silico* modelling using Maestro (Schrödinger Suite) software. Choose from the entire library of 2,000+ compounds or a custom built library to your preferred target and specifications. The data package for all SARS-CoV-2 targets is also available. SARS-CoV-2 targets include:

- Main protease (3CL^{pro})
- Spike glycoprotein
- ACE2 (human)
- RdRp (Nsp12)
- Endoribonuclease (Nsp15)
- Guanine-N7 methyltransferase (Nsp14)
- PL^{pro} (Nsp3)
- ADP-ribose phosphatase of Nsp3
- BRD2 (human)

SARS-CoV-2 Library Data Package

The SARS-CoV-2 Library Data Package includes compound characteristics, docking scores (per target), and predicted physicochemical properties for nine SARS-CoV-2 targets. It is available for purchase, and the cost can be applied towards your next screening, lead optimization, or compound synthesis project with Cayman.

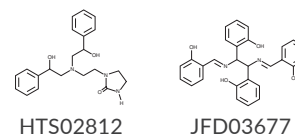
Sample Data:



3CL^{pro} (PDB ID 6LU7)



Key Residues in 3CL^{pro} SARS-CoV-2:
His41 motif, His163-Glu166 motif,
and Catalytic Cys145



Parameter	HTS02812	JFD03677
GlideScore/ Glide Emodel	-9.38/ -85.955	-9.60/ -98.831
MW	369.463	452.509
Number of H Donors	3	4
Number of H Acceptors	7.4	6
PSA	82.08	97.04
ClogS	-2.18	-5.376
ClogPo/w	2.57	4.867
ClogBB	-0.56	-1.69
ClogHERG	-6.29	-7.64

Docking score units are in kcal/mol.

To learn more about our Medicinal Chemistry & Structure-Based
Drug Design services, visit www.caymanchem.com/medchem

Distributed by:



In Italy: Vinci-Biochem Srl
Contatto diretto: tel. 0571 568 147
vb@vincibiochem.it
www.vincibiochem.it