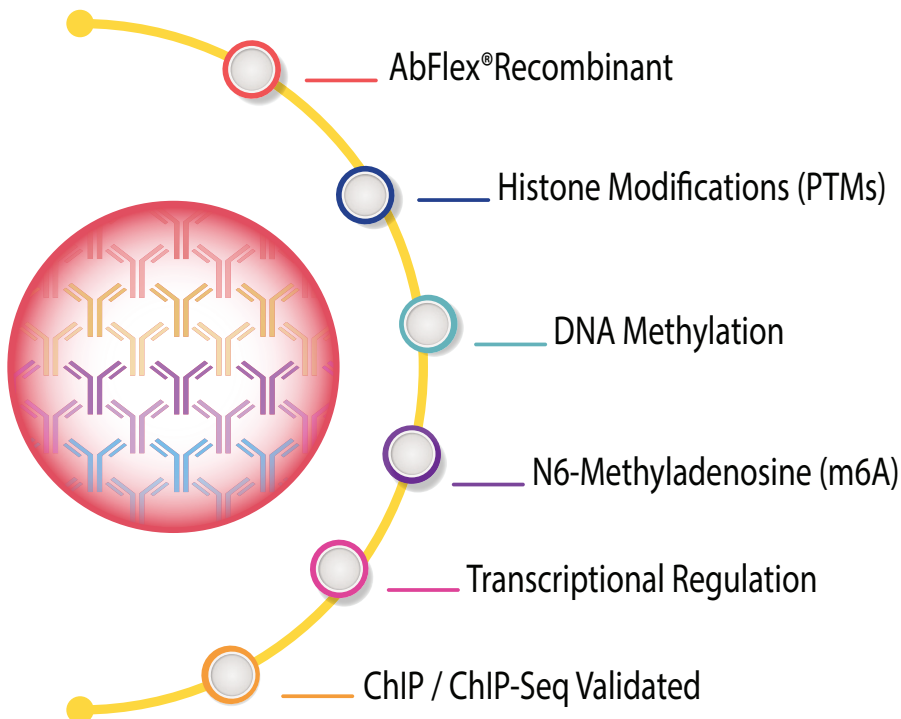


# Antibodies for Epigenetics and Gene Regulation

*Vinci-Biochem is the exclusive distributor for Italy*



Active Motif offers a wide range of antibodies specific for epigenetic modifications, chromatin modifying proteins, and transcription factors. From immunogen design to specificity screening and technique validation, our scientists have an established program to qualify our antibodies for use in various applications, including ChIP-Seq, Western blot and immunofluorescence. Our years of experience in antibody development ensures that only the highest quality antibodies are offered for use in your research.

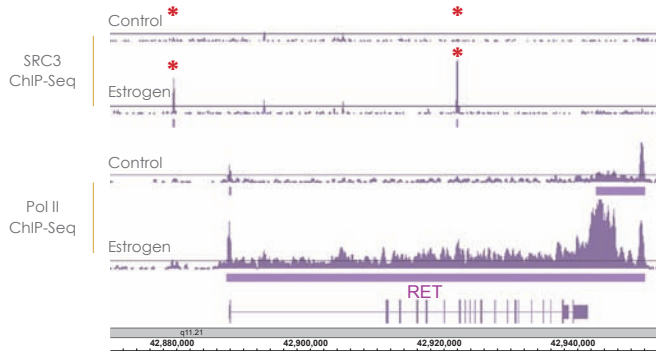


**SEE OUR FULL PORTFOLIO  
AT [ACTIVEMOTIF.COM](http://ACTIVEMOTIF.COM)**

Active Motif is continually adding new antibodies to its portfolio. For a complete, up-to-date list of available antibodies, please visit us at [www.activemotif.com/abs](http://www.activemotif.com/abs).

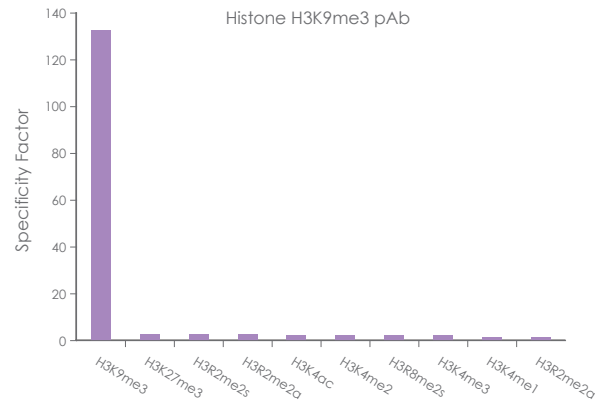
## Not every antibody is suitable for ChIP

One of the challenges for epigenetics research is the lack of antibodies that have been validated for use in techniques such as ChIP and ChIP-Seq. The problem is compounded by antibody suppliers who do not manufacture or test the antibodies they sell. At Active Motif, we manufacture and rigorously test our antibodies in-house to ensure their quality and performance. Our **ChIP validated antibodies** (Figure 1) are validated according to the guidelines of the **ENCODE Consortium\*** and are run through the same internal validation program used by our ChIP-Seq Services group.



▲ FIGURE 1: Active Motif's ChIP validated antibodies are qualified using the same internal validation program used by our Custom Services group.

ChIP-Seq data from control and estrogen-treated MCF-7 chromatin using antibodies against RNA pol II CTD phospho Ser2 (Catalog No. 61083) and against the estrogen-inducible transcription factor SRC3 (Catalog No. 39797).

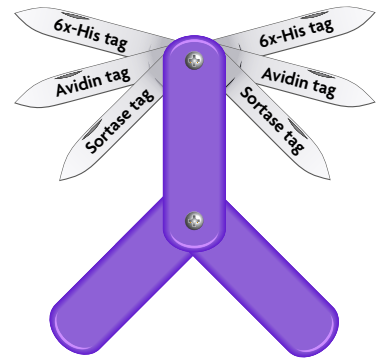


▲ FIGURE 2: Active Motif's MODified Histone Peptide Array confirms the specificity of modification-specific histone antibodies.

Data produced using the MODified Histone Peptide Array to confirm the specificity of Histone H3K9me3 antibody (Catalog No. 39161).

## AbFlex® Recombinant Antibodies are like no others

- ✓ Patented technology - specific, reproducible antibodies with built-in functionality
- ✓ Sortase recognition motif – link fluorophores, enzymatic substrates (e.g., HRP), peptides, & other labels
- ✓ 6xHis Tag for use in nickel-based purification systems
- ✓ Avidin Tag for enzymatic biotin conjugation using the biotin ligase, BirA
- ✓ Sortag-IT Labeling Kits available for simple labeling of AbFlex antibodies



**AbFlex®**  
Recombinant Antibodies

*Vinci-Biochem is an exclusive distributor for Italy*

## Kits

### Transcription Factor ChIP

ChIP-IT High Sensitivity® is Active Motif's most popular ChIP kit, providing high signal and low non-specific background through its use of optimized buffers and blockers. This kit is compatible with tissue samples and recommended for the detection of both low abundance transcription factors and robust histone proteins.

ChIP-IT High Sensitivity®	16 rxns	Catalog # 53040
---------------------------	---------	-----------------

### One-Day ChIP

Using either our sonication or enzymatic chromatin fragmentation modules, generate high quality ChIP DNA in as little as 1 day. Protein G magnetic beads provide low background enrichment and streamline washing steps.

ChIP-IT® Express	25 rxns	Catalog # 53008
ChIP-IT® Express Enzymatic	25 rxns	Catalog # 53009

### One-Step ChIP & Library Preparation

TAM-ChIP is Active Motif's newest technology that combines the genomic targeting of ChIP with transposase directed incorporation of sequencing adapters at the site of interest. No need for downstream library preparation and fear of sample loss.

TAM-ChIP anti-rabbit conjugate	16 rxns	Catalog # 53216
TAM-ChIP anti-mouse conjugate	16 rxns	Catalog # 53217

### Low Cell ChIP-Seq

Working with limited samples materials? No problem, with Active Motif's Low Cell ChIP-Seq Kit which has been optimized to generate high quality ChIP-Seq data starting with as little as 1,000 to 50,000 cells for chromatin preparation. Kit includes reagents for chromatin preparation, ChIP, and NGS library generation.

Low Cell ChIP-Seq	16 rxns	Catalog # 53084
-------------------	---------	-----------------

### ChIP for Difficult Sample Types

Working with FFPE tissue blocks, or difficult-to-lyse PBMCs? No worries, Active Motif has formulated optimized buffers and protocols to ensure you maximize your enrichment from these tricky sample types.

ChIP-IT® FFPE	16 rxns	Catalog # 53045
ChIP-IT® PBMC	16 rxns	Catalog # 53042

### Antibody-Free ChIP

Active Motif's Tag-ChIP-IT® offers a method to perform ChIP without the need for protein-specific antibodies. Simply clone your protein in-frame with our AM-tag sequence and use our anti-AM-Tag antibody for enrichment. Unlike other epitope tags, the AM-tag sequence has been designed specifically for use in ChIP.

Tag-ChIP-IT®	16 rxns	Catalog # 53022
--------------	---------	-----------------

### CRISPR ChIP

Utilize the CRISPR/Cas9 system to target specific genomic regions to investigate *cis*- and *trans*- interacting chromosomal looping events or to identify off-target gRNA design with Active Motif's enChIP® Kit.

enChIP® Kit	16 rxns	Catalog # 53125
-------------	---------	-----------------

## Controls

### ChIP Normalization

Reduce the effects of technical variation and sample processing bias by including Active Motif's Spike-in Chromatin and Spike-in Antibody in your next ChIP. This spike-in normalization strategy works with any ChIP protocol for qPCR or ChIP-Seq analysis.

Spike-in Antibody	50 µg	Catalog # 61686
Spike-in Chromatin	15 rxns	Catalog # 53083

### ChIP Assay Controls

Complete your experimental design with Active Motif's ChIP-IT® Control Kits, qPCR primer sets, and Ready-to-ChIP chromatin to validate your results at every step.

visit: [activemotif.com/chip-access](http://activemotif.com/chip-access)

## Antibodies

### Validated ChIP and ChIP-Seq Antibodies

Active Motif specializes in manufacturing high-quality antibodies to histones, histone modifications, and chromatin proteins, as well as validating them for use in ChIP, ChIP-Seq & ChIP-chip. We offer the largest collection of these antibodies. Set yourself up for success by using our validated and published antibodies.

visit: [activemotif.com/chipabs](http://activemotif.com/chipabs)

visit: [activemotif.com/chipabs](http://activemotif.com/chipabs)

## Accessory Reagents

### Protein G Beads, Blockers, and Buffers

Using your own optimized ChIP protocol? Include Active Motif's validated Protein G magnetic and agarose beads, Protein G agarose columns, and ChIP blockers to reduce background signal for more specific results.

visit: [activemotif.com/catalog/19/chip-access](http://activemotif.com/catalog/19/chip-access)

visit: [activemotif.com/catalog/1243/chip-access](http://activemotif.com/catalog/1243/chip-access)

## Chromatin Fragmentation

### Sonication Instruments

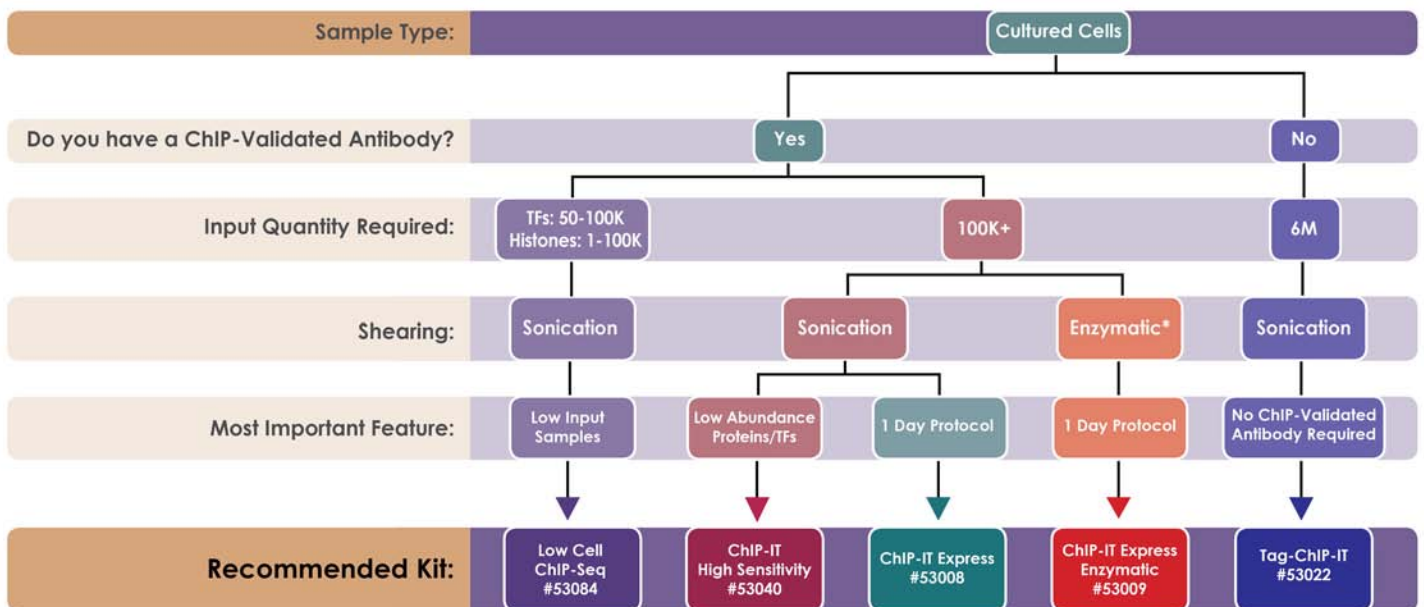
Add reproducibility to your chromatin fragmentation with Active Motif's EpiShear™ Probe Sonicator and EpiShear™ Cooled Sonication Platform. Precisely position the probe sonicator at the exact same depth for each sample.

EpiShear™ Probe Sonicator 110V	Catalog # 53051
EpiShear™ Probe Sonicator 230V	Catalog # 53052
EpiShear™ Cooled Sonication Platform	Catalog # 53080

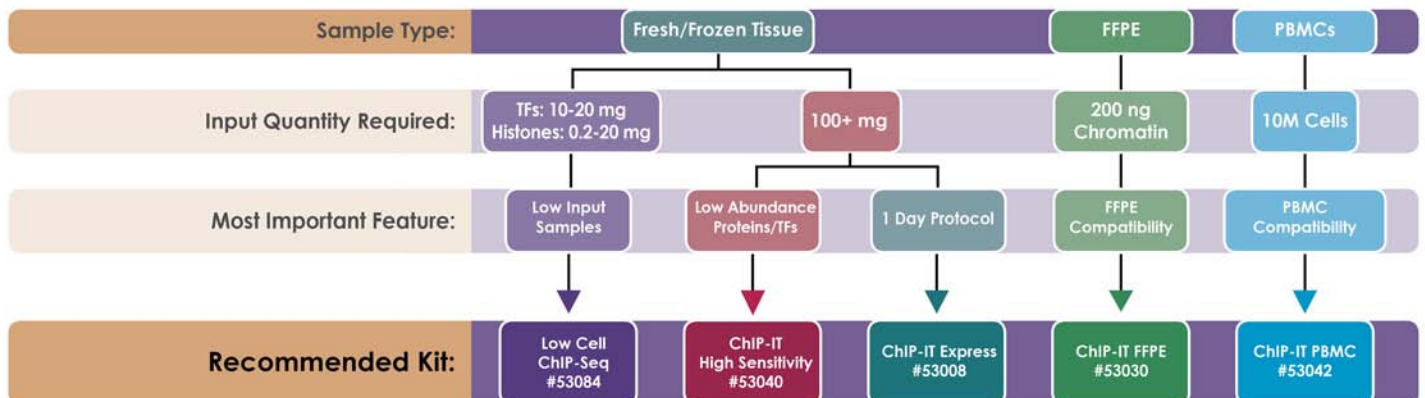
# CHIP KIT SELECTION GUIDE

## What is your starting material?

### Cultured Cells



### Fresh/frozen tissue or FFPE / PBMCs



For a complete list of available chip kits and accessories, please visit us online at [www.activemotif.com/chip](http://www.activemotif.com/chip).